

The State of Afterschool in Illinois: A Summary

Afterschool programs across Illinois are vibrant enrichment experiences where youth learn vital social and emotional skills, receive support for school-day learning, find career aspirations, interact with positive role models, and much more. These programs vary greatly depending on how they are funded, where in the state they are located, the types of services they offer, and their setting. ACT Now launched a statewide afterschool map and database to help better quantify and demonstrate the excellent work being done by these programs statewide.

Of 400,000 youth in Illinois—




- 18%** participate in afterschool programs
- 24%** are in an afterschool program in high poverty areas
- 41%** would participate in an afterschool program if one were available to them.¹

¹ Afterschool Alliance. (2014). *America after 3PM: Illinois*.

Young people only spend about 20% of their time in school, and how they spend the other 80% of their time has large implications for their well-being and future.²

² Miller, B.M. (May 2003). *Critical hours: Afterschool programs and educational success*.

There are a variety of afterschool settings.

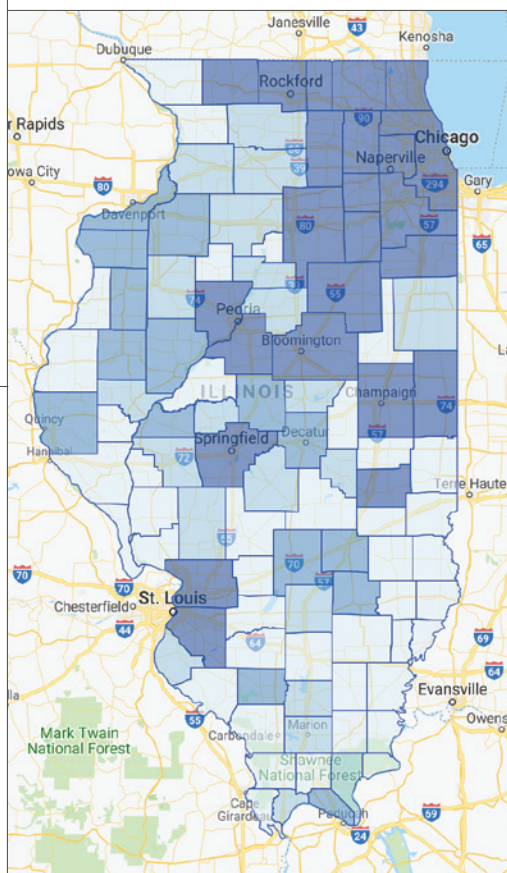
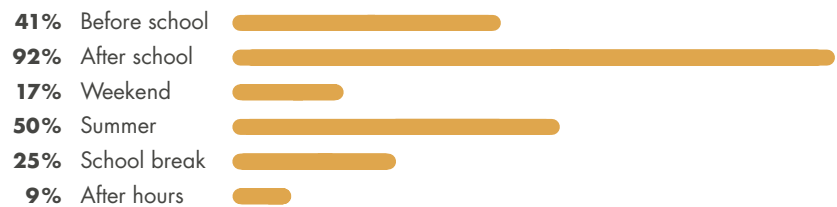
		
SCHOOL	COMMUNITY-BASED	OTHER
70.94%	14.21%	7.15%
COMMERCIAL	PARKS & RECREATION	UNIVERSITY
3.12%	1.83%	1.56%
CHURCH	RESIDENTIAL	MILITARY BASE
0.82%	0.30%	0.10%



Most programs report having an average of six staff members.

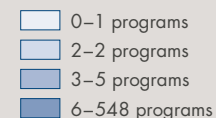
A breakdown of program timing.

The majority of programs report offering programming after school or in the summer.



Number of programs

- Cook County has the largest number of programs, with **547** reported programs.
- The area of the state with the fewest reported programs is southeastern Illinois.
- The following counties reported no afterschool programs and are dispersed throughout the state: Alexander, Douglas, Ford, Hardin, Putnam, and Stark.
- **468** programs reported using the Illinois Statewide Afterschool Quality Standards.
- **260** reported qualified staff (defined as staff with a post-secondary degree or credential).








Many afterschool programs also help to combat child hunger and promote nutrition with 44 percent offering food during program time. Of those programs, the following is a breakdown of the food they offer and if it is at cost.

96% Offering snack	92% for free
25% Offering breakfast	86% for free
20% Offering lunch	99% for free
4% Offering dinner	100% for free



Afterschool programs provide a variety of programming to improve educational outcomes, keep youth healthy and safe, put youth on the path to success in their careers, and support parents.

				
INSTRUCTIONAL SUPPORT	77%			
PROJECT BASED ENRICHMENT	77%			
READING AND WRITING SUPPORT	51%			
STEM	51%			
HEALTH AND WELLNESS	50%			
HOMEWORK ASSISTANCE	48%			
RECREATION	48%			
CAREER AND COLLEGE PREPARATION	47%			
PERFORMING ARTS	47%			
MENTORING	44%			
PARENT/FAMILY ENGAGEMENT	40%			
CIVIC ENGAGEMENT	39%			
MULTICULTURAL EXPERIENCES	29%			

Our map showed the following breakdown for funding.

Teen REACH	11%
21st CCLC	38%
Parent pay	11%
State 4-H	10%
CCAP	13%
Programs community/municipal grants	6%
State Park District funding	9%
CPS K-8 OST Award	23%
Other forms of funding*	46%

* Americorps, Church funding, individual donations, foundations, higher education funding, DCFS, local sources, business sponsorships, and YMCA scholarship/assistance.
NOTE: Many programs receive multiple forms of funding.

ACTNOW!
Afterschool for Children and Teens

www.actnowillinois.org
312.877.0725
Network Lead, Susan Stanton
stantons@actnowillinois.org